

Aluminium adjustable wheelchairs

# TiLite Aero T | TiLite Aero Z



permobil

# TiLite Aero T

Our most advanced aluminium chair, the Aero T's dual-tube frame minimises weight while maximising performance.

Custom designed and built to your specifications, with available Ergo seating

Find your perfect ride balance with our adjustable centre of gravity

Adjustable seating angle to maximise comfort

Dual-tube geometry provides better load distribution and less frame flex

Adjustable castor fork angle to ensure a precise ride



# TiLite Aero Z

Distinguished by a clean, minimal look, the mono-tube frame's 1.25" tubing gives the Aero Z strength and durability.

Custom designed and built to your specifications, ergo seating available

Adjustable centre of gravity to find that perfect ride balance

Adjustable seating angle to maximise comfort

1.25" diameter tubing to maximise performance and minimise visual impact

Adjustable castor fork angle to ensure a precision ride



## Tattoo options


- 1 Mosaic
- 2 Flower Garden
- 3 Need for Speed




1 2 3

## Frame colours


### High gloss paint




### Matte textured paint




### Candy paint



### Metallic paint



### Matte paint



### Pearlescent paint




### Natural titanium



## Component colours

### Anodised



## Specifications

### TiLite Aero T

<b>Frame features</b>	Aluminium Dual-Tube Rigid, TiFit, full adjustability
<b>Total chair width*</b>	23"
<b>Seat width</b>	12" – 20"
<b>Seat depth</b>	12" – 20"
<b>Front seat height</b>	15" – 21"
<b>Rear seat height</b>	13" – 20"
<b>Front frame angle</b>	70°, 75°, 80°, 85°, or 90°
<b>Camber</b>	0°, 2°, 4°, or 6°
<b>Centre of gravity adjustment</b>	5"

<b>Folding seat back</b>	Adj. height 9.5" – 22" Adj. angle 80° – 101°
<b>Front seat width (seat taper)</b>	0", 1", 2"
<b>Ergonomic seat</b>	6", 7", 8"
<b>Transit options</b>	Q-Straint lock down approved
<b>Transport weight*</b>	5.4 kg
<b>Weight limit</b>	120 kg Standard 159 kg Heavy duty
<b>Warranty</b>	Five years on frame One year on TiLite components

### TiLite Aero Z

<b>Frame features</b>	Aluminium Mono-Tube Rigid, TiFit, full adjustability
<b>Total chair width*</b>	23"
<b>Seat width</b>	10" – 20"
<b>Seat depth</b>	10" – 20"
<b>Front seat height</b>	16" – 21"
<b>Rear seat height</b>	12.5" – 20"
<b>Front frame angle</b>	70°, 75°, 80°, 85°, or 90°
<b>Camber</b>	0°, 2°, 4°, or 6°
<b>Centre of gravity adjustment</b>	5"

<b>Folding seat back</b>	Adj. height 9.5" – 22" Adj. angle 80° – 101°
<b>Front seat width (seat taper)</b>	0", 1.5"
<b>Ergonomic seat</b>	6", 7", 8"
<b>Transit options</b>	Transit Tie-Down Transport Bracket
<b>Transport weight*</b>	5.6 kg
<b>Weight limit</b>	120 kg
<b>Warranty</b>	Five years on frame One year on TiLite components

\* Weights and widths based on 16" x 16" chair with 0° camber, minimum rear wheel spacing and all standard features. Rear wheels are not included in transport weight. For reference, a pair of standard 24" rear wheels weighs 3.3kg.